



St. James Community Survey

Completed December 16, 2022



Partnership with Region 9 Development Commission

The City of St. James worked with Region 9 to conduct a survey to gather opinions and suggestions about current and future city needs.

A background pattern of a network graph with nodes and connecting lines in light gray. The nodes are represented by small circles, some solid and some hollow, connected by thin lines. The overall appearance is that of a complex, interconnected web.

160

COMMUNITY MEMBERS TOOK THE SURVEY

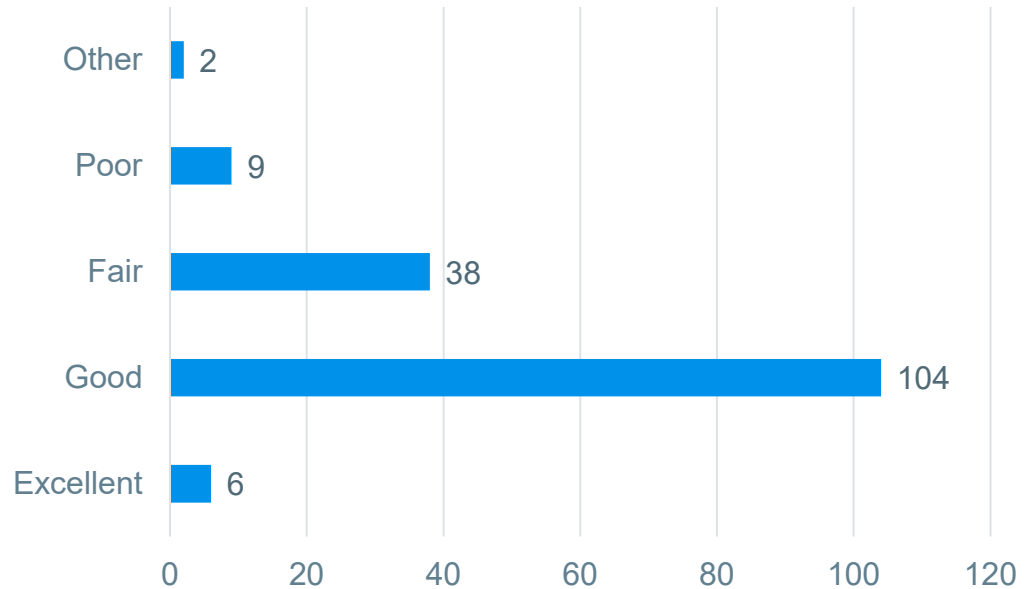
A decorative network diagram in the top-left corner, consisting of interconnected nodes and lines. The nodes are represented by circles of varying sizes and colors (grey, white, and blue), connected by thin grey lines. Some nodes have a double-circle effect, suggesting a central or highlighted node.

QUALITY OF LIFE

A decorative network diagram in the bottom-right corner, mirroring the style of the top-left diagram. It features interconnected nodes and lines, with nodes represented by circles of varying sizes and colors (grey, white, and blue).

HOW WOULD YOU RATE THE OVERALL QUALITY LIFE IN ST. JAMES?

65% of respondents gave a rating of “Good”

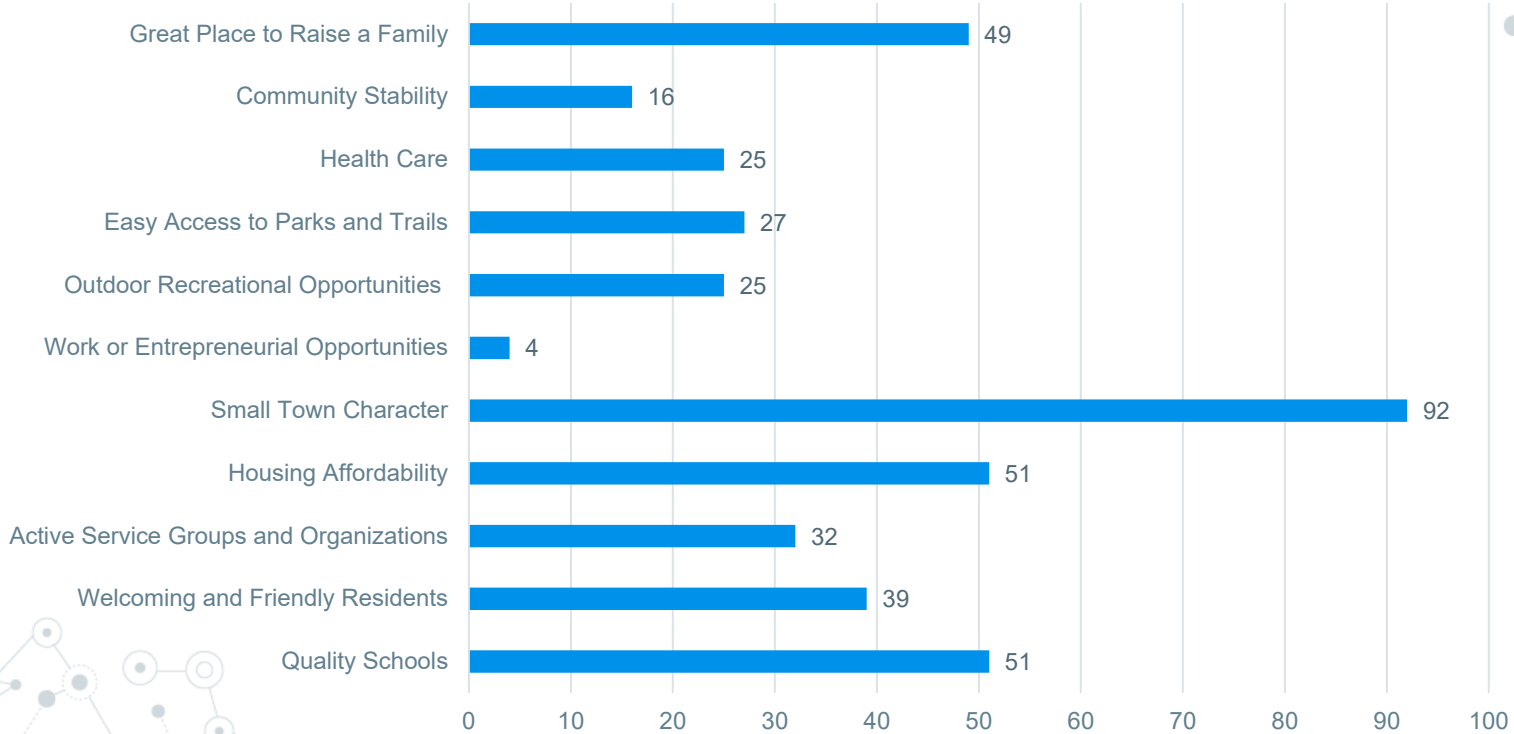




“

*The majority of respondents would recommend St. James as a place to live because of **SMALL TOWN CHARACTER.***

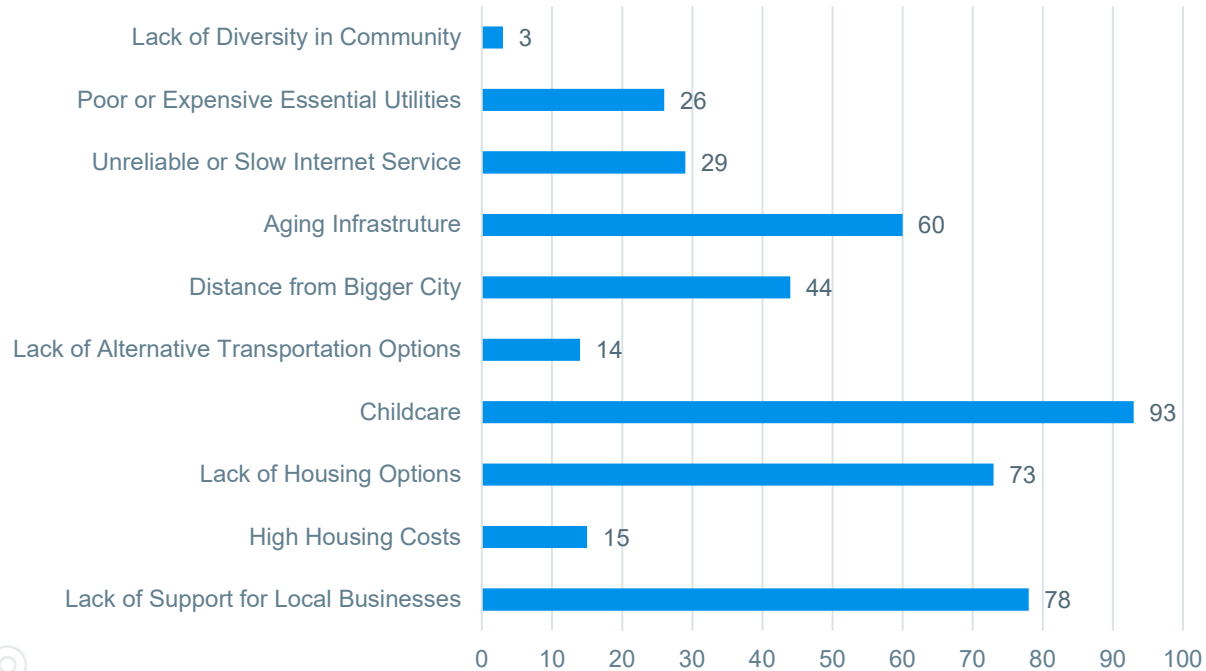
WHY WOULD YOU RECOMMEND ST. JAMES AS A PLACE TO LIVE?



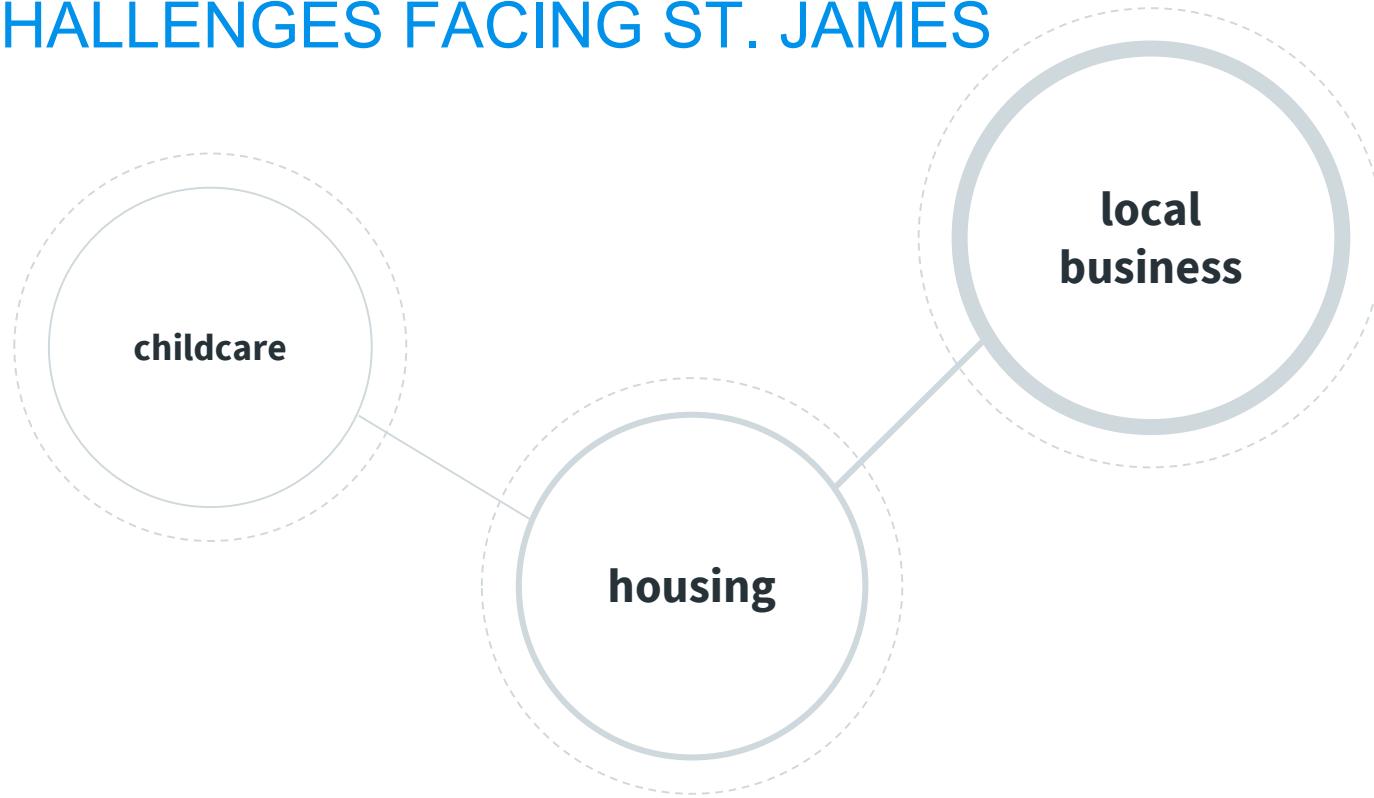
ECONOMIC DEVELOPMENT



WHAT ARE THE MOST SIGNIFICANT CHALLENGES FACING ST. JAMES IN THE FUTURE?



CHALLENGES FACING ST. JAMES






66% of respondents

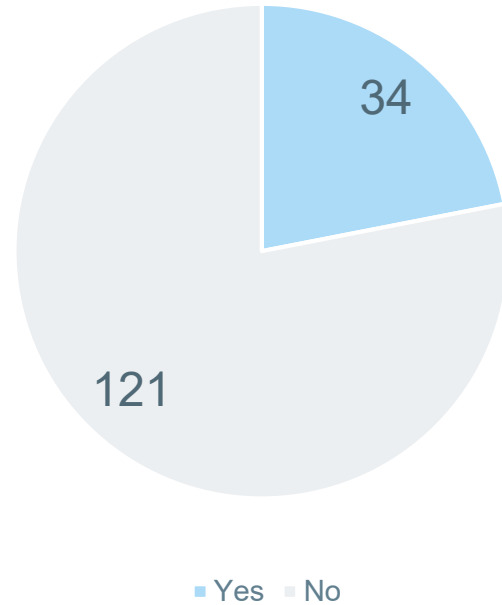
Identified the rehabilitation of existing homes as a need

Homes valued less
than \$250,000

Was the top choice to fill the housing market
gaps in the next 20 years

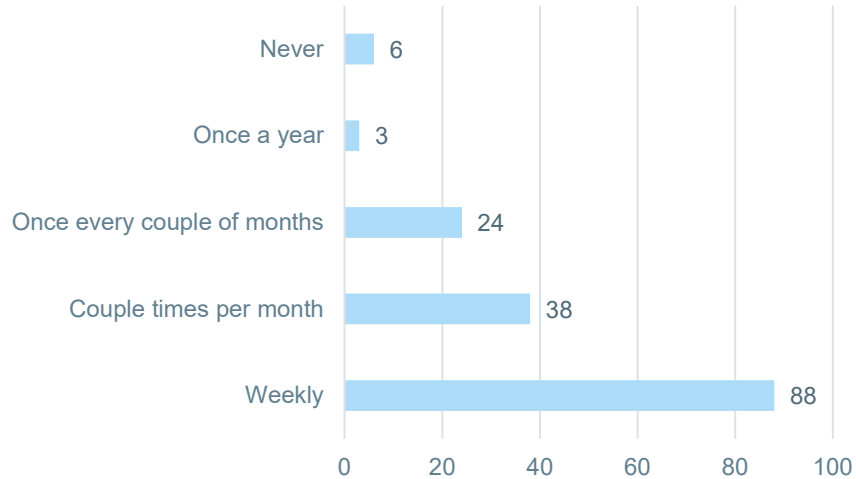


DO YOU
REGULARLY
COMMUTE TO
A DIFFERENT
CITY FOR
WORK?

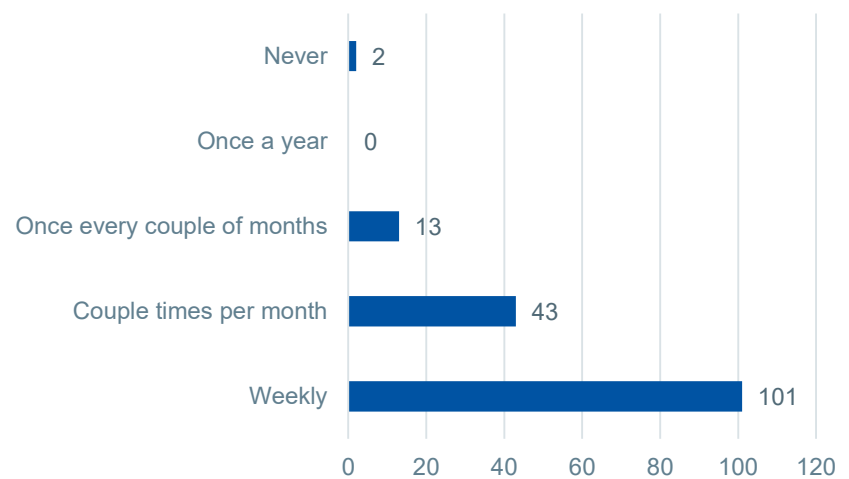


HOW FREQUENTLY DO YOU MAKE...

ONLINE PURCHASES



LOCAL BUSINESS



COMMERCIAL/ RETAIL/OFFICE GROWTH

Was the top priority of the respondents for the future growth of St. James



RESPONDENTS FELT THE CITY SHOULD FOCUS ON...

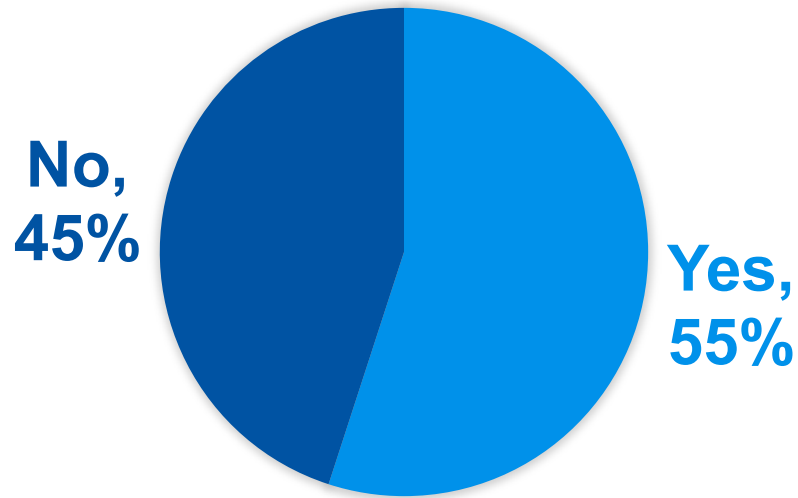
1.
HOUSING

2.
COMMERCIAL

3.
INDUSTRIAL



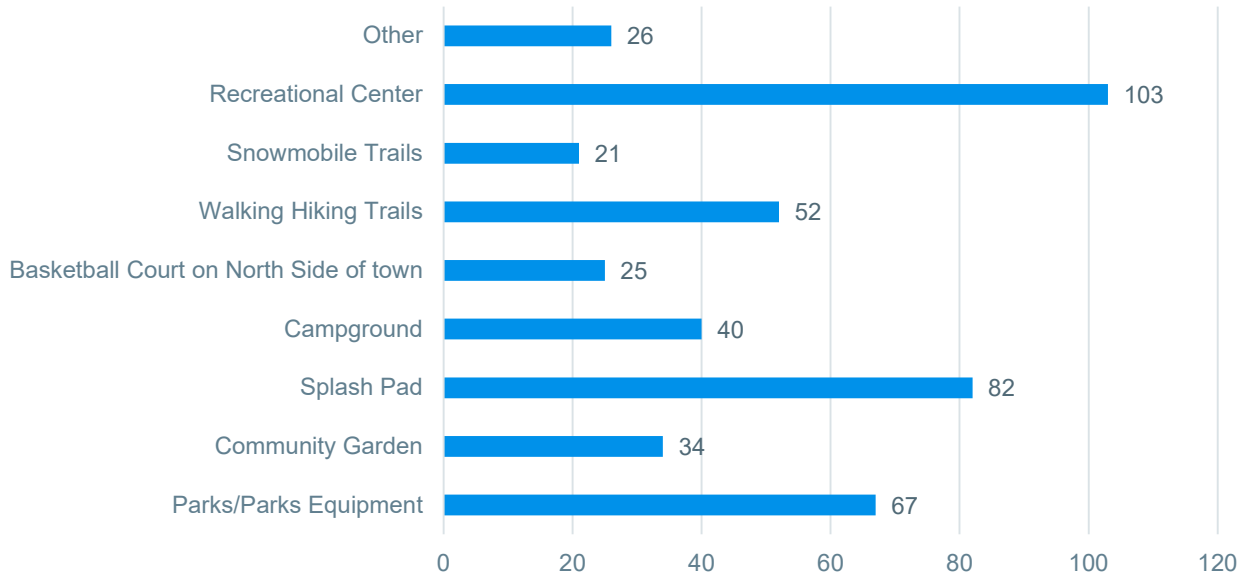
DO YOU BELIEVE SOLAR ENERGY FIELDS OR ELECTRIC VEHICLE CHARGING STATIONS SHOULD BE PURSUED IN THE DEVELOPMENT OF THE COMMUNITY?



A decorative background featuring a network diagram of interconnected nodes and lines, primarily located in the top-left and bottom-right corners. The nodes are represented by circles of varying sizes and colors (grey, white, and blue), connected by thin grey lines. The overall aesthetic is clean and modern, suggesting a digital or organizational structure.

CITY SERVICES

WHAT TYPES OF RECREATIONAL PROGRAMS OR AMENITIES WOULD YOU LIKE TO SEE EXPANDED OR DEVELOPED?

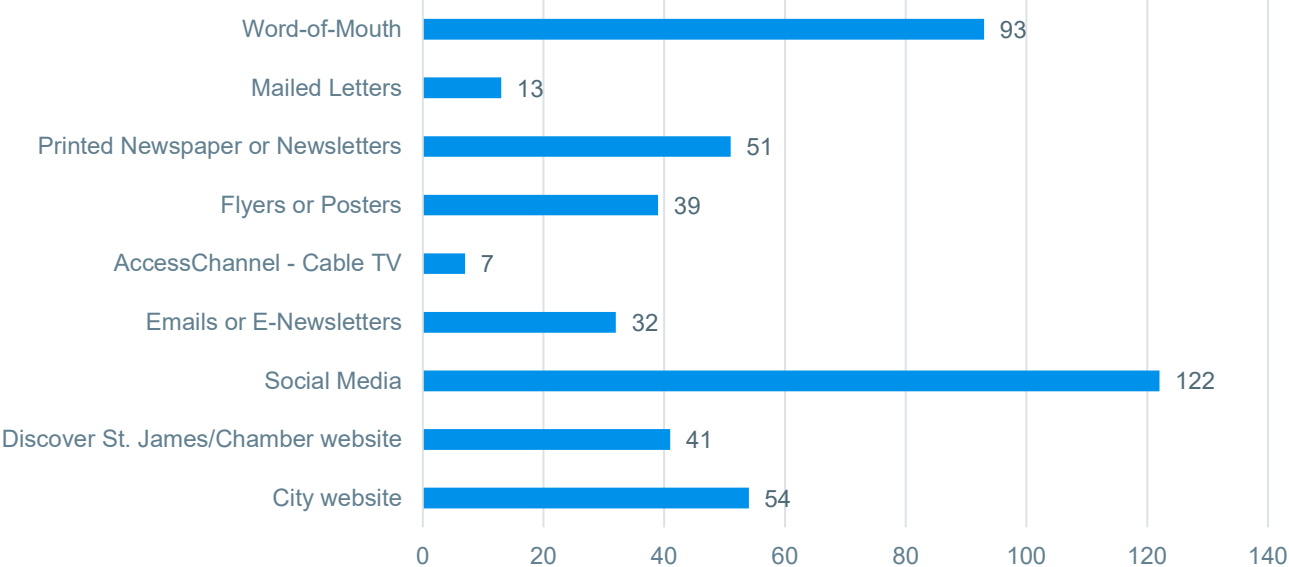




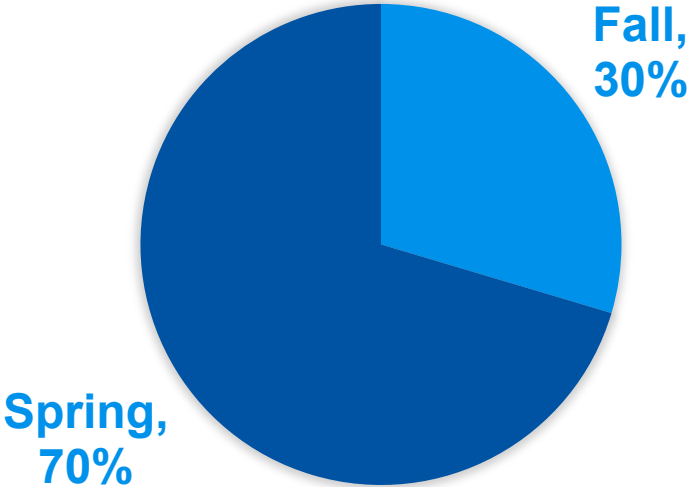
“

*The majority of respondents learn about community news and events from **SOCIAL MEDIA AND WORD-OF-MOUTH.***

WHERE DO YOU LOOK TO LEARN ABOUT COMMUNITY NEWS AND EVENTS?



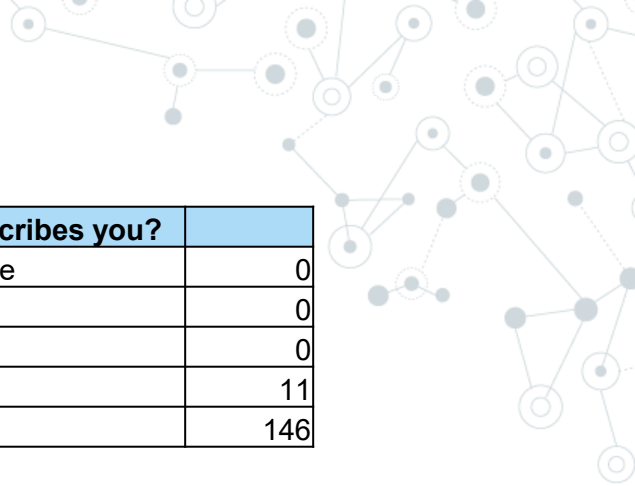
WOULD YOU BE MORE LIKELY TO PARTICIPATE IN THE CITY-WIDE CLEAN UP IF IT WAS HELD IN THE FALL OR THE SPRING?



A decorative network diagram in the top-left corner, consisting of interconnected nodes and lines. The nodes are represented by circles of varying sizes and colors (grey, white, and blue), connected by thin grey lines. The overall structure is a complex, branching network that tapers towards the right.

DEMOGRAPHICS OF RESPONDENTS

A decorative network diagram in the bottom-right corner, similar to the one in the top-left. It features a complex network of interconnected nodes and lines, with nodes represented by circles of varying sizes and colors (grey, white, and blue). The structure is a branching network that tapers towards the left.




How long have you lived in St. James?	
Less than 5 years	20
6-10 years	10
11-15 years	12
16-20 years	14
21-25 years	21
26-30 years	17
Over 30 years	64

Which race/ethnicity best describes you?	
American Indian or Alaskan Native	0
Asian/Pacific Islander	0
Black or African American	0
Hispanic	11
White/Caucasian	146

What is your gender?	
Female	107
Male	47
Non-Binary	0
A gender not listed here	3

What is your age?	
17 or younger	1
18-20	0
21-29	21
30-39	38
40-49	35
50-59	23
60 or older	39



MAIN TAKEAWAYS



SMALL TOWN CHARACTER

Is why residents would recommend St. James as a place to live.



CHILDCARE

Is a top challenge facing the St. James community.



REHABILITATION OF EXISTING HOMES

Is an identified need in the community.



WORK WITHIN THE COMMUNITY

Majority of the respondents work within the community.



SOCIAL MEDIA

Is how the majority of respondents learned about community news and events.



COMMERCIAL DEVELOPMENT

Is a priority for the growth of St. James.





Thanks!

Any questions?

Brianna Sanders

Economic Development Director

brianna.sanders@ci.stjames.mn.us

